



## SELF BALANCING - SELF CLEANING



1360 Elmwood Avenue, Cranston, RI 02910  
 TF: 800.222.1208 | P: 401.461.1200 | F: 401.941.5310  
[www.leonardvalve.com](http://www.leonardvalve.com)



# Big Digital Performance

### Available in:

- 3/4" inlet - 1" outlet valve assembly
- 1" inlet - 1 1/4" outlet valve assembly
- 1 1/4" inlet - 1 1/2" outlet valve assembly
- 2" inlet - 2" outlet valve assembly
- 3" inlet - 3" outlet valve assembly

Additional sizes available



### Options:

- ✓ BPS | Backup Power Supply: Up to 2 hours of uninterrupted run time
- ✓ LC | Less Circulator (Only available for Megatron configurations)
- ✓ Digital Thermometer
- ✓ PNV-150, 200, and 300 available with or without servicable check/stop valves

All assemblies available with optional bronze ball valves

### Flows & Capacities

MODEL	IN	OUT	MINIMUM FLOW GPM	PRESSURE DROP											
				5	10	15	20	25	30	35	40	45	50	PSI	
PNV-100-LF	3/4"	1"	0.25"	L/MIN	0.3	0.7	1.0	1.4	1.7	2.1	2.4	2.8	3.1	3.4	BAR
				GPM	17	25	28	32	38	39	43	45	48	51	
PNV-125-LF	1"	1 1/4"	0.25"	L/MIN	84	95	106	121	136	148	163	170	182	193	
				GPM	151	212	250	291	326	360	394	413	432	454	
PNV-150-LF	1 1/4"	1 1/2"	0.25"	L/MIN	169	273	326	379	435	482	515	530	598	625	
				GPM	50	72	86	100	115	122	138	140	156	165	
PNV-200-LF	2"	2"	0.25"	L/MIN	303	435	492	596	625	655	715	750	814	856	
				GPM	80	115	130	147	165	173	189	196	215	226	
PNV-300-LF	3"	3"	0.25"	L/MIN	366	510	615	722	805	886	990	1089	1119	1145	
				GPM	97	135	163	191	213	235	262	288	296	303	
PNV-150-LF-2PS	2"	3"	0.25"	L/MIN	378	544	669	758	839	922	990	1058	1153	1247	
				GPM	100	144	177	200	222	244	262	280	305	330	
PNV-200-LF-2PS	3"	4"	0.25"	L/MIN	805	898	890	1111	1210	1306	1402	1497	1603	1709	
				GPM	160	230	262	294	320	346	371	396	424	451	
PNV-300-LF-2PS	4"	5"	0.25"	L/MIN	733	1021	1232	1444	1633	1777	1977	2177	2253	2291	
				GPM	194	270	326	382	432	470	523	576	596	606	
PNV-200-LF-3PS	4"	4"	0.25"	L/MIN	808	1308	1476	1669	1874	1965	2146	2249	2442	2567	
				GPM	240	345	390	441	495	519	567	594	645	678	
PNV-300-LF-3PS	5"	6"	0.25"	L/MIN	1100	1531	1848	2166	2415	2685	2987	3266	3353	3438	
				GPM	291	405	489	573	639	705	785	884	887	909	

MAXIMUM FLOW CAPACITY

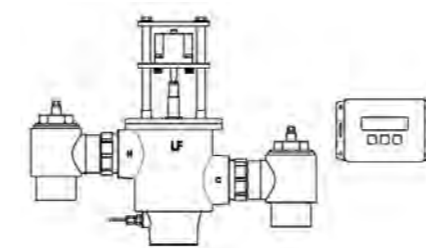
VALVE ASSEMBLY(S) ARE ASSE STANDARD (DIT LISTED)  
 ALL VALVE ASSEMBLY(S) ARE 3RD PARTY CERTIFIED  
 TO BE LEAD FREE.  
 \*WHEN INSTALLED NEAR HOT WATER SOURCE AND WITH  
 A PROPERLY SIZED, CONTINUOUSLY OPERATING  
 RECIRCULATION PUMP

### WATER TEMPERATURE SOLUTIONS START WITH LEONARD

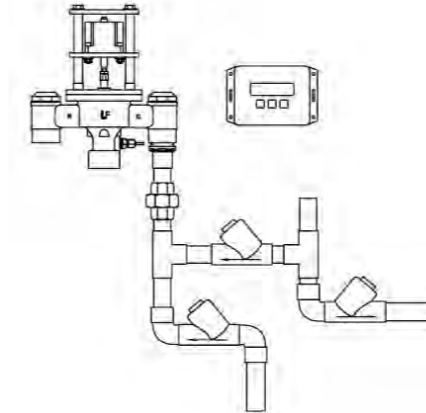
- Self-balancing
- Daily self-cleaning feature
- ± 2 °F temperature accuracy
- Integral check valves available
- Flow rates ideal for small to mid-sized design projects
- Self-diagnostic
- Digital electronic control with 2-line LCD display
- Programmable temperature setpoint
- Easy setup/easy error coding
- Upon power failure, holds last set temperature to avoid thermal shock

MANY MODELS AVAILABLE

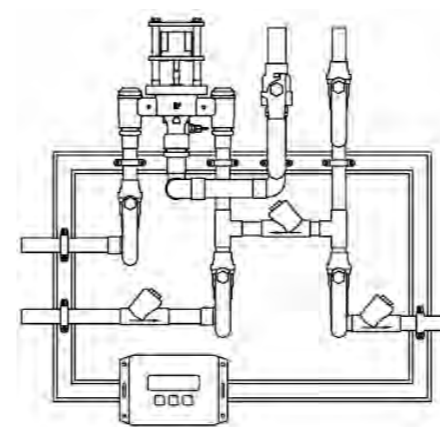
PNV-200-LF  
Base Valve Only



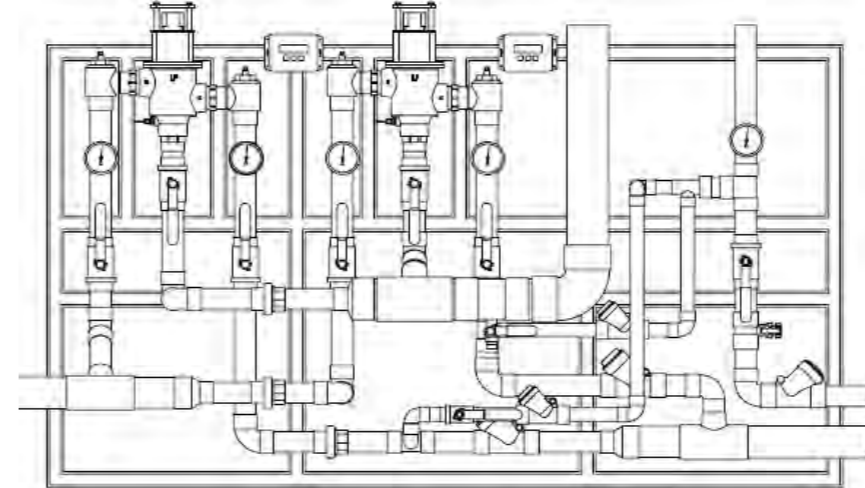
PNV-125-LF-R  
Simple Recirculation



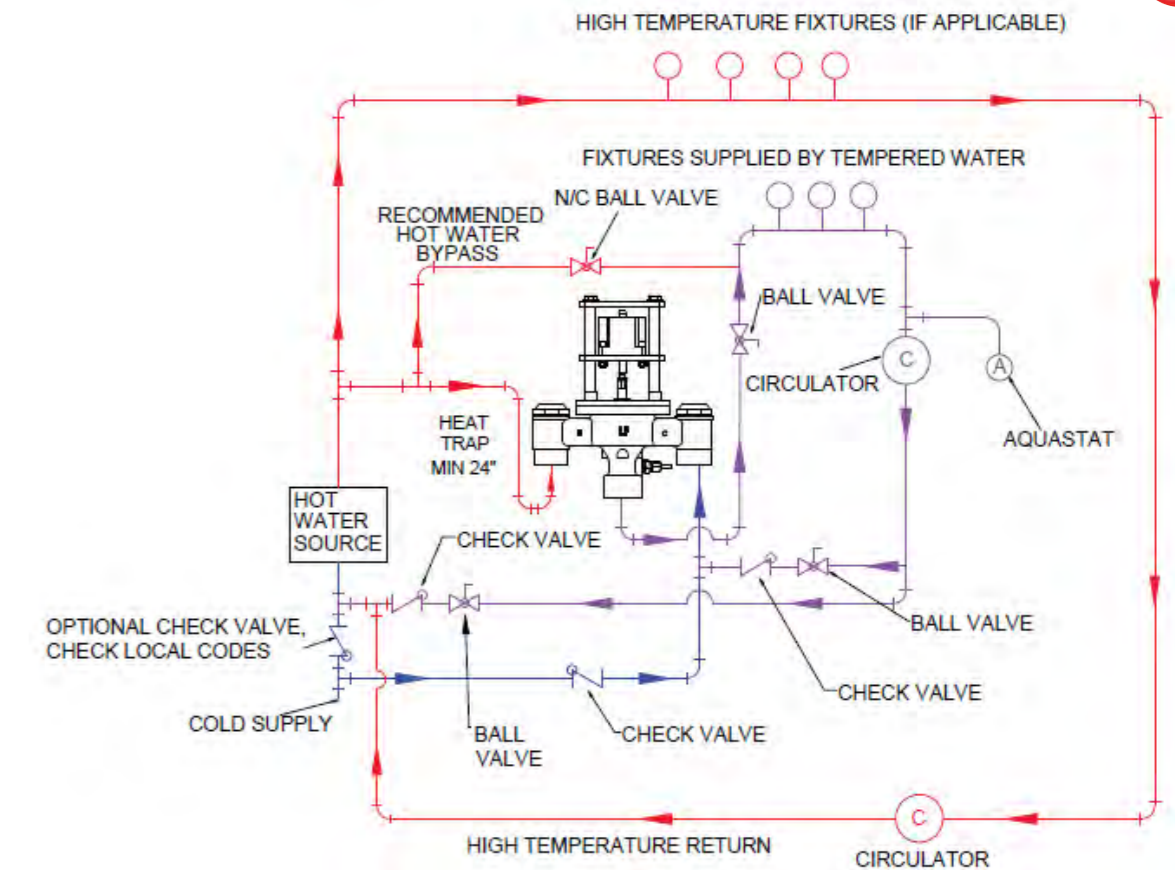
PNV-100-LF-R34  
Enhanced Recirculation



Megatron-PNV-200-2PS-LF-LC  
Proton Megatron



## PIPING METHOD "W"



This installation at a skilled nursing facility shows how The Proton is easy to install, efficient, and effective in small to mid-sized applications



1360 Elmwood Avenue, Cranston, RI 02910  
 TF: 800.222.1208 | P: 401.461.1200 | F: 401.941.5310  
[www.leonardvalve.com](http://www.leonardvalve.com)